

Tiger Pro 54HC

395-415 Watt

MONO-FACIAL MODULE

P-Type

Positive power tolerance of 0~+3%


IEC61215(2016), IEC61730(2016)

ISO9001:2015: Quality Management System

ISO14001:2015: Environment Management System

ISO45001:2018

Occupational health and safety management systems



MBB HC Technology

Key Features



Multi Busbar Technology

Better light trapping and current collection to improve module power output and reliability.



Durability Against Extreme Environmental Conditions

High salt mist and ammonia resistance.



Reduced Hot Spot Loss

Optimized electrical design and lower operating current for reduced hot spot loss and better temperature coefficient.



Enhanced Mechanical Load

Certified to withstand: wind load (2400 Pascal) and snow load (5400 Pascal).



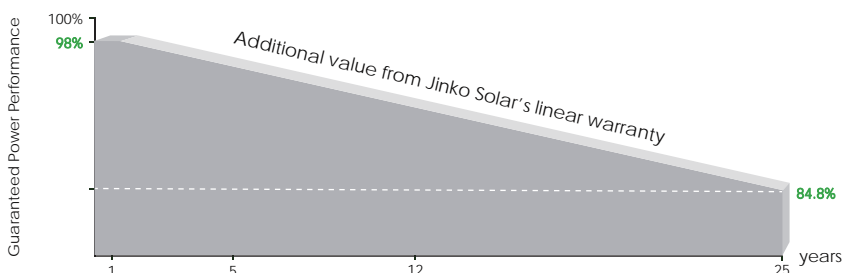
PID Resistance

Excellent Anti-PID performance guarantee via optimized mass-production process and materials control.



POSITIVE QUALITY™
Continuous Quality Assurance

LINEAR PERFORMANCE WARRANTY

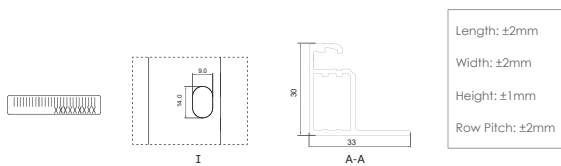
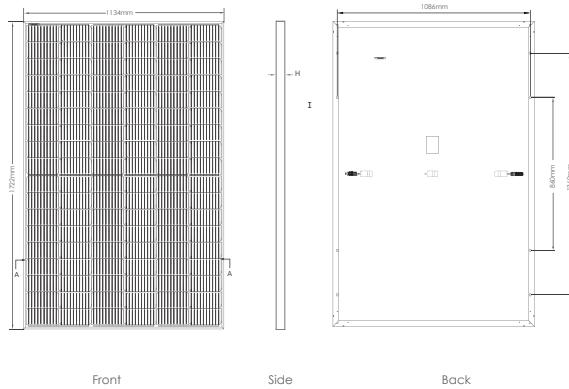


15 Year Product Warranty

25 Year Linear Power Warranty

0.55% Annual Degradation Over 25 years

Engineering Drawings

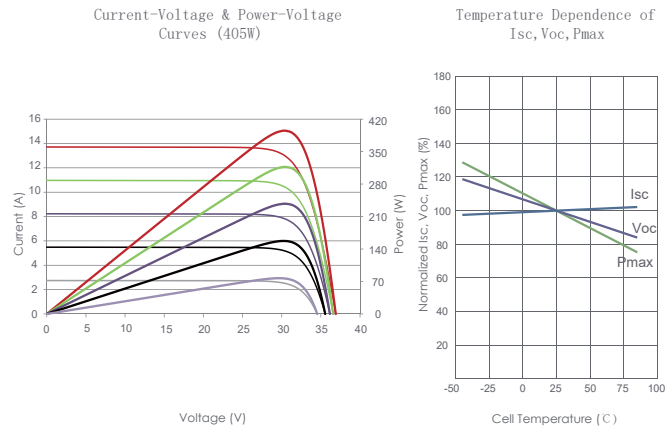


Packaging Configuration

(Two pallets = One stack)

36pcs/pallets, 72pcs/stack, 936pcs/ 40'HQ Container

Electrical Performance & Temperature Dependence



Mechanical Characteristics

Cell Type	P type Mono-crystalline
No. of cells	108 (2x54)
Dimensions	1722×1134×30mm (67.80×44.65×1.18 inch)
Weight	22.0 kg (48.50 lbs)
Front Glass	3.2mm, Anti-Reflection Coating, High Transmission, Low Iron, Tempered Glass
Frame	Anodized Aluminium Alloy
Junction Box	IP68 Rated
Output Cables	TUV 1×4.0mm ² (+): 400mm, (-): 200mm or Customized Length

SPECIFICATIONS

Module Type	MM395-54HLD-MB MM395-54HLD-MBV		MM400-54HLD-MB MM400-54HLD-MBV		MM405-54HLD-MB MM405-54HLD-MBV		MM410-54HLD-MB MM410-54HLD-MBV		MM415-54HLD-MB MM415-54HLD-MBV	
	STC	NOCT	STC	NOCT	STC	NOCT	STC	NOCT	STC	NOCT
Maximum Power (Pmax)	395Wp	294Wp	400Wp	298Wp	405Wp	301Wp	410Wp	305Wp	415Wp	309Wp
Maximum Power Voltage (Vmp)	30.32V	28.26V	30.42V	28.42V	30.52V	28.56V	30.62V	28.72V	30.79V	28.88V
Maximum Power Current (Imp)	13.03A	10.40A	13.15A	10.47A	13.27A	10.55A	13.39A	10.62A	13.48A	10.69A
Open-circuit Voltage (Voc)	36.90V	34.83V	36.98V	34.90V	37.06V	34.98V	37.14V	35.05V	37.31V	35.21V
Short-circuit Current (Isc)	13.71A	11.07A	13.78A	11.13A	13.85A	11.19A	13.92A	11.24A	14.01A	11.32A
Module Efficiency STC (%)	20.23%		20.48%		20.74%		21.00%		21.25%	
Operating Temperature(°C)	-40°C~+85°C									
Maximum system voltage	1000/1500VDC (IEC)									
Maximum series fuse rating	25A									
Power tolerance	0~+3%									
Temperature coefficients of Pmax	-0.35%/°C									
Temperature coefficients of Voc	-0.28%/°C									
Temperature coefficients of Isc	0.048%/°C									
Nominal operating cell temperature (NOCT)	45±2°C									

*STC: Irradiance 1000W/m² Cell Temperature 25°C AM=1.5
 NOCT: Irradiance 800W/m² Ambient Temperature 20°C AM=1.5 Wind Speed 1m/s